

# SPESIFIKASI TEKNIS ISUZU GIGA FVZ 34 MX

DIMENSI / DIMENSION		FVZ 34 K MX	FVZ 34 P MX
PANJANG / OVERALL LENGTH (OAL)	mm	7,540	8,365
LEBAR / OVERALL WIDTH (OW)	mm		2,450
TINGGI / OVERALL HEIGHT (OH)	mm		2,860
JARAK SUMBU / WHEELBASE (WB)	mm	4,100 + 650	4,650 + 650
JULUR DEPAN / FRONT OVERHANG (FOH)	mm		1,440
JULUR BELAKANG / REAR OVERHANG (ROH)	mm	1,350	1,625
JARAK KABIN KE CHASSIS PALING BELAKANG / CABIN TO END (CCE)	mm	5,434	6,295
JARAK TERENDAH KE TANAH / MINIMUM CLEARANCE (HH)	mm		235
JEJAK DEPAN / FRONT TREAD (AW)	mm		1,970
JEJAK BELAKANG / REAR TREAD (CW)	mm		1,845

## MESIN / ENGINE

MODEL / MODEL		6 HK1-TCS	
TIPE / TYPE		IN-LINE 6 CYLINDERS, OHC DIRECT INJECTION DIESEL	
DIAMETER x LANGKAH / BORE x STROKE	mm	115 X 125	
ISI SILINDER / PISTON DISPLACEMENT	cc	7,790	
TENAGA MAKSIMUM / MAXIMUM POWER	PS/rpm	285 / 2,400	
TORSI MAKSIMUM / MAXIMUM TORQUE	Kgm/rpm	90 / 1,450 - 2,400	
SISTEM SUPLAI BAHAN BAKAR / FUEL SUPPLY SYSTEM		HEAVY DUTY COMMONRAIL	

## BERAT / WEIGHT

BERAT KENDARAAN / VEHICLE MASS	kg	6,860	6,640
BERAT TOTAL KENDARAAN / GROSS VEHICLE WEIGHT (GVW)	kg	26,000	

## RODA / TYRE

BAN DEPAN / FRONT TYRE		10.00-20-16PR (MILLER)
BAN BELAKANG / REAR TYRE		10.00-20-16PR (MILLER)

## KAPASITAS GARDAN / AXLE CAPACITY

DEPAN / FRONT	kg	6,000
BELAKANG / REAR	kg	20,000

## TRANSMISI / TRANSMISSION

	FVZ 34 K MX	FVZ 34 P MX
MODEL / MODEL	ZF 9S1110TD	ZF 9S1115TD
PEBANDINGAN GIGI / GEAR RATIO	C	12.728
	1st	8.829
	2nd	6.281
	3rd	4.644
	4th	3.478
	5th	2.538
	6th	1.806
	7th	1.335
	8th	1.000
	Rev	12.040
PERBANDINGAN GIGI TERAKHIR / FINAL GEAR RATIO		6.143

## REM / BRAKE

KONTROL REM / BRAKE CONTROL	AIR OVER HYDRAULIC
-----------------------------	--------------------

## SUSPENSI / SUSPENSION

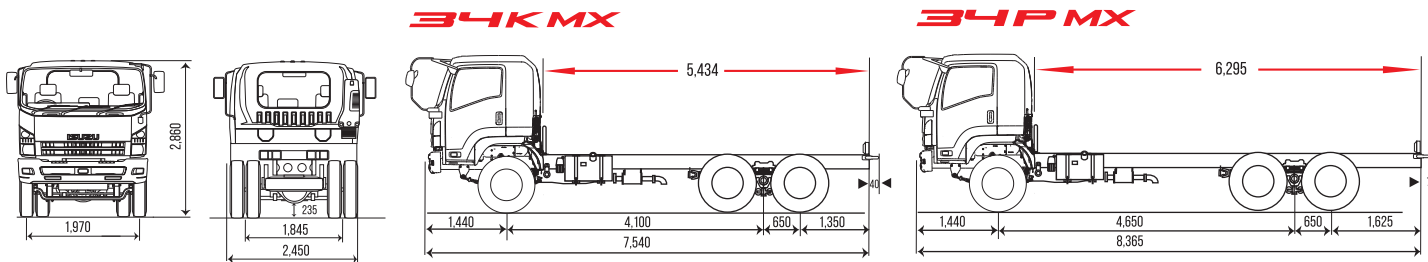
DEPAN / FRONT	MULTI LEAF
BELAKANG / REAR	MULTI LEAF (TRUNNION SUSPENSION)

## LAIN-LAIN / OTHERS



KAPASITAS TANGKI / FUEL TANK CAPACITY	ltr	200
RADIUS PUTAR MINIMUM / MINIMUM TURNING RADIUS	m	7.4
DAYA TANJAK MAKSIMUM / MAXIMUM GRADEABILITY	%	47
ALTERNATOR	V-A	24 - 50
KECEPATAN MAKSIMUM / MAXIMUM SPEED	km/h	83
KABIN / CABIN		WIDE-5 (WITH BED SPACE)
DIMENSI RANGKA / FRAME DIMENSION		850 X 258 X 10 + (4.5+12)
REGULASI EMISI / EMISSION REGULATION		EURO 2
RADIO / CD / MP3		ADA

\* Untuk meningkatkan mutu dan penyesuaian dengan perkembangan teknologi, spesifikasi dapat berubah sewaktu-waktu tanpa pemberitahuan

\*\* Ilustrasi merupakan contoh sebagian aplikasi di lapangan.



## MIXER



Agen Pemegang Merek & Distributor :

**PT ISUZU ASTRA MOTOR INDONESIA**



www.isuzu-astra.com

**FVZ 34 MX 6 CYL. | 285 PS | 6X4**  
**HEAVY DUTY COMMON RAIL**  
**TENAGA PERKASA, UNTUNG RAKSASA**



KABIN DILENGKAP LUTHER 6 JOK BARU YANG ELEGAN



PENAMBAHAN ANTI KARAT PADA KABIN



MESIN 6 HK 1-TCS  
• 6 CYLINDER • 285 PS • HEAVY DUTY COMMON RAIL

**FVZ 34 MX 6 CYL. / 285 PS / 6X4**  
**HEAVY DUTY COMMON RAIL**  
**TENAGA PERKASA, UNTUNG RAKSASA**



KABIN LENGKAP LUTHER & JOK BARU YANG ELEBAN



PENAMBAHAN ANTI KARAT PADA KABIN



MESIN 6 HK 1-TCS  
• 6 CYLINDER • 285PS • HEAVY DUTY COMMON RAIL